

Local Market Updates

A free research tool from the Triangle Multiple Listing Service, Inc.



Johnston County

June

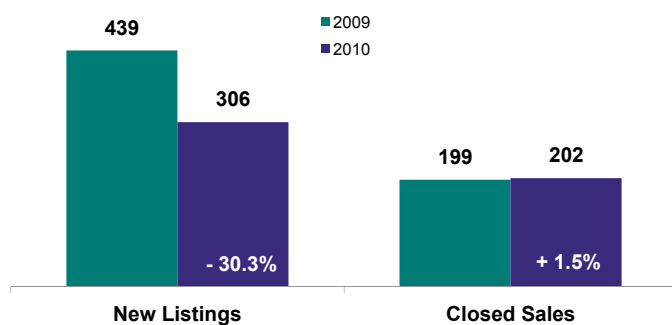
Year to Date

Johnston County, NC	2009	2010	Change	2009	2010	Change
New Listings	439	306	- 30.3%	2,274	2,258	- 0.7%
Closed Sales	199	202	+ 1.5%	925	971	+ 5.0%
Median Sales Price*	\$155,000	\$169,450	+ 9.3%	\$151,900	\$151,400	- 0.3%
Average Sales Price*	\$166,485	\$189,596	+ 13.9%	\$166,010	\$167,207	+ 0.7%
Total Dollar Volume (in millions)*	\$33.1	\$38.3	+ 15.6%	\$153.6	\$162.4	+ 5.7%
Percent of Original List Price Received at Sale*	97.4%	97.7%	+ 0.3%	96.3%	96.9%	+ 0.7%
Average Days on Market Until Sale	107	122	+ 14.3%	118	113	- 4.0%
Inventory of Homes for Sale	1,715	1,676	- 2.3%	--	--	--

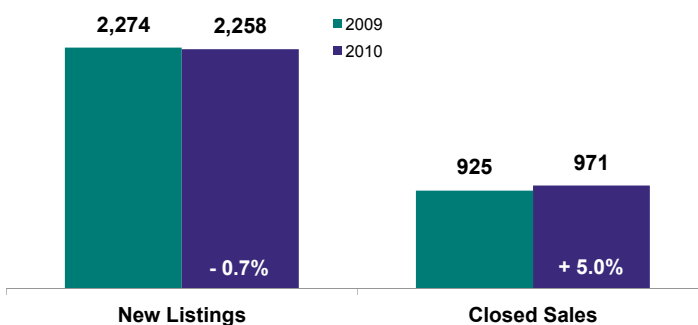
*Does not account for seller concessions.

Some of the figures referenced in this report are for only one month worth of activity. As such, they can sometimes look extreme due to the small sample size involved.

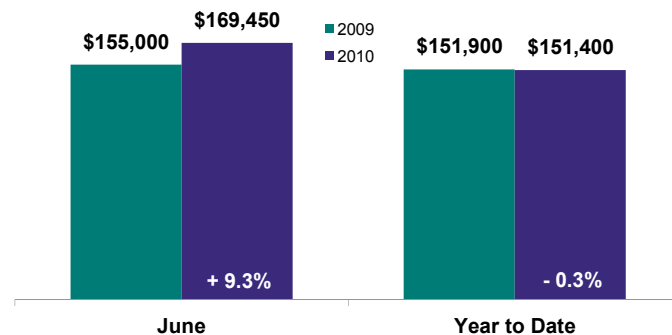
Activity—Most Recent Month



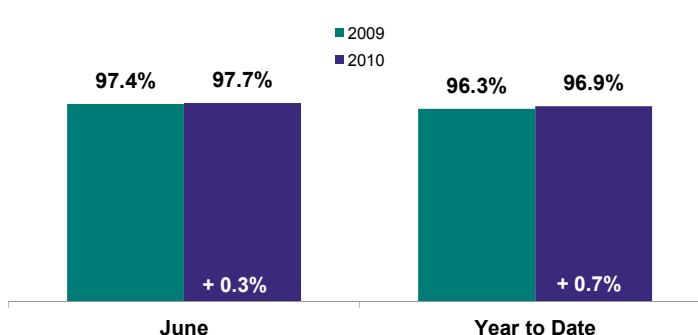
Activity—Year to Date



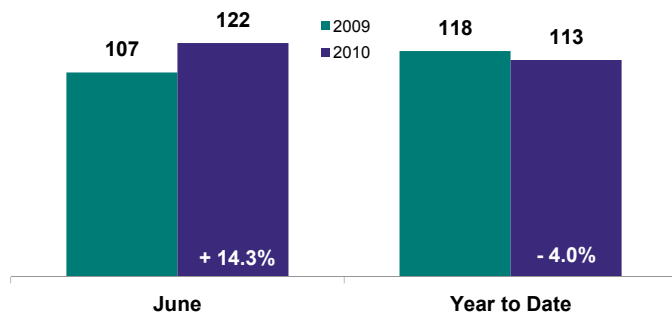
Median Sales Price



Percent of Original List Price Received at Sale



Days on Market Until Sale



June Inventory of Homes for Sale

